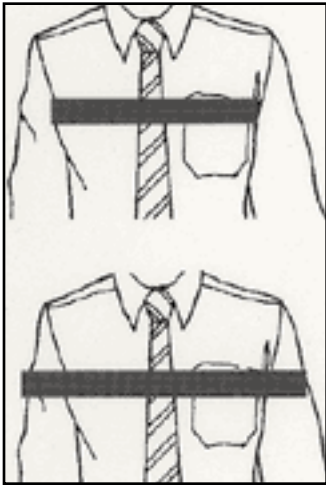


First Class Formalwear

How To Measure



Coat Measurement

There are two different ways to measure your chest size. Both require the help of a friend. 1. Raise your arms out to the side. Place tape measure around your back and across the fullest part of your chest, just below the armpits. When you lower your arms, your chest will expand slightly. Take this chest measurement, inserting one finger between measuring tape and chest for a comfortable fit. Add 2 inches. This is your jacket size. 2. Keep your arms at your side and place the measuring tape around your back on top of your shoulder blades, and across the fullest part of your chest, over your arms. Subtract 6 inches. This is your jacket size. This method is preferable for gentlemen with an athletic build. Use the following guide to determine which coat length you'll need:

Regular = 5' 7" to 5' 11"

Short = 5' 4" to 5' 7"



Long = 5' 11.5" to 6' 2.5"

Extra Long = 6' 3" & up



Waist Measurement

Place the measuring tape around your natural waist just below the navel. This is your waist size. Some gentlemen have disproportionately large hips or thighs compared to their waist measurement. It may be necessary for these men to order a larger waist size.



Shirt Measurement

Collar: Place the tape measure around your bare neck, just below the Adam's apple, where your collar would typically button. Measure loosely enough for comfort. This is generally a number between 15 and 18. Dress shirts come in 1/2 inch increments from 14.5 to 19 and 1 inch increments from 20 to 22. **Sleeve:** Place the tape measure at the base of your neck in back. Extend the tape over the broadest part of your shoulder and down the length of your arm to approximately 1" - 1 1/2" below the wrist bone. If necessary, round up to the nearest inch. This is generally a number between 32 and 35. Dress shirts generally come in average sleeve lengths such as 32-3 (meaning a sleeve length to cover a 32 to a 33 inch sleeve) and 34-5. Tall men's shirts (generally someone over 6'3") are 36-7.